

## PHAU NTAWV QHIA: ELMER


**SIM SIV COV LUS NO THAUM SIB THAM NROG KOJ TU ME NYUAM LUB LIM TIAM NO:**

<u>Lus xim:</u>	<u>Kev sav hauv siab:</u>	<u>Tsis zoo ib yam:</u>	<u>Suab lus:</u>	<u>Ntau Ntau:</u>
xim tshiab	zoo siab	tib yam thiab txawv	luag	ntau xim
xaws ntaub	tu siab	loj thiab me	nyob tshiag nto	txiv hmab ntau
qauv xim tshiab	ceeb	dag thiab tiag	qw	ib pab ntxhw
txaij	txaus siab	hluas thiab laus		

**Piav qhia koj ua dab tsi. Txawb koj tus me nyuam kom nws piav qhia nws ua dab tsi.**

- Saib phau ntawv cov duab ua ntej. Saib seb koj tus me nyuam qhia puas tau koj dab tsi tshwm sim. Suav cov ntxhw, taw tes rau cov ntxhw muaj ntau xim. Lwm zaus, saib seb koj tus me nyuam puas mloog koj thaug koj nyeem ntawv.
- Nug ib cov lus txog daim duab rau koj tus me nyuam yuav pab nws txawj xav: Koj taw puas tau tes rau Elmer thaum nws yog xim txho li tag rho cov ntxhw?
- Tham txog cov xim ntawm cov tsiaj: Koj xav ua tus ntxhw xim dab tsi? Koj xav ua tus ntxhw txaij los tus ntxhw muaj heart?

## NCO NTSOOV




Txhawb nqa  
Kev xav paub  
Kev xav  
Kev ywj pheej

Ncaw koj tus me nyuam tham lus  
Nug koj tus me nyuam lus  
Mloog koj tus me nyuam cov lus  
teb  
Ntxiv rau nws cov lus

Txhawb nqa koj tus me nyuam kom nws  
xav kawm  
Nquas koj tus me nyuam thaum nws ua tau  
zoo  
Sim tsis txhob saib qhov nws ua yuam kev  
Pab thaum koj tus me nyuam ua tsis tau  
taig taig





## GUIDE SHEET: ELMER

LABEL AND TRY TO USE THESE WORDS IN CONVERSATION WITH YOUR CHILD THIS WEEK:

**Color Words:**

bright colors  
patchwork  
colorful patterns  
stripes

**Feelings:**

happy  
sad  
surprised  
proud

**Opposites:**

same and different  
big and little  
silly and serious  
young and old

**Sound Words:**

laughing  
silence  
shouting


**Quantities:**

many colors  
bunches of berries  
herd of elephants

Describe your actions. Encourage your child to describe actions.

- Try picture reading this book first. See if your child can tell you what is happening. Count the elephants, point out the different colors of the elephants. Next time, see if your child will listen to you as you read the book.
- Ask questions about the pictures to help your child reason things out: Can you point out Elmer even when he is gray like all the other elephants?
- Talk about the colors of the animals: What color elephant would you like to be? Would you like to be the striped elephant or the elephant with hearts?

## REMEMBER



ENCOURAGE  
Curiosity  
Imagination  
Independence

Encourage your child to TALK  
ASK the child questions  
LISTEN to the child's answers  
ADD to his/her comments

Encourage the child to WANT TO LEARN  
PRAISE when the child does well  
Try to IGNORE mistakes  
HELP when the child really needs it

