


## PHAU NTAWV QHIA: NESTING BLOCK

**SIM SIV COV LUS NO THAUM SIB THAM NROG KOJ TU ME NYUAM LUB LIM TIAM NO:**

<u>Kim:</u>	<u>Shapes</u>	<u>Lus tshiab:</u>	<u>Kev sib raug:</u>	<u>Tshiaj:</u>	<u>Lej:</u>
paj yeeb	<b><u>thiab loj los me:</u></b>	ncuav qab zib	ntau ntau	Ntxhw	plaub ceg
xiav dawb muag	voj voog li lub qe	pob xov	nyob ib sab	Liab	kaum tee
txiv kab txwv	voj voog	zes noog	nyob saum toj	Whale	peb tug kas ces
liab dawb muag	square		tshawg tshawg	Nees txaij	
	loj thiab me				

**Piav qhia koj ua ab tsi. Txawb koj tus me nyuam kom nws piav qhia nws ua ab tsi.**

- Dav: Sim ua ib lub tsev siab kom cov block tsis txob poob. *Lub tsev yog xim dab tsi?*
- Sib faib thiab sib phim: *Saib seb koj sib faib cov lej hauv pem teb muab lawv tso 1 txog 10. Nrhiav 1 qhov khoom ua yuav haum lu thawv #1. Nrhiav 2 qov khoom ua yuav haum lu thawv #2, Nrhiav 3 qhov khoom ua yuav haum lu thawv #3 thiab ua kom mus txog #10. Saib seb koj muab puas tau cov thawv kom raws li alphabet.*
- Muab khoom cia lom zem: *Suav cov blocks thaum koj muab lawv cia! Peb suav siab li cas?*




### NCO NTSOOV

Txhawb nqa  
Kev xav paub  
Kev xav  
Kev ywj pheej

Ncaw koj tus me nyuam tham lus  
Nug koj tus me nyuam lus  
Mloog koj tus me nyuam cov lus  
teb  
Ntxiv rau nws cov lus

Txhaw nqa koj tus me nyuam kom nws xav  
kawm  
Nquas koj tus me nyuam thaum nws ua tau  
zoo  
Sim tsis txhob saib qhov nws ua yuam kev  
Pab thaum koj tus me nyuam ua tsis tau  
taig taig






## GUIDE SHEET: NESTING BLOCKS

LABEL AND TRY TO USE THESE WORDS IN CONVERSATION WITH YOUR CHILD THIS WEEK:

<u>Colors:</u>	<u>Shapes</u> <u>and Sizes:</u>	<u>New Words:</u>	<u>Relationships:</u>	<u>Animals:</u>	<u>Numbers:</u>
purple	oval	cupcake	many	Elephant	four legs
light blue	circle	ball of yarn	next to	Monkey	ten dots
orange	square	birds nest	on top of	Whale	three keys
pink	big and small		few	Zebra	

Describe your actions. Encourage your child to describe actions.

- General: Try building a tall tower without the blocks falling down. What colors are in the tower?
- Sorting and Matching: See if you can sort the numbers on the floor by laying them out in order of numbers 1 to 10. Find 1 thing that can fit in the # 1 box. Find 2 things that can fit in the # 2 box, find 3 things that can fit in the # 3 box and continue to box # 10. See if you can put the boxes in order of the alphabet.
- Clean up fun: Let's count the blocks as we put them away! How high can we count?



### REMEMBER

ENCOURAGE  
Curiosity  
Imagination  
Independence

Encourage your child to TALK  
ASK the child questions  
LISTEN to the child's answers  
ADD to his/her comments

Encourage the child to WANT TO LEARN  
PRAISE when the child does well  
Try to IGNORE mistake  
HELP when the child really needs it

